



**CENTURY MANUFACTURING, INC.**



*Your Project  
Our Solutions*

# CENTURY MANUFACTURING

## 2026

### TABLE OF CONTENTS

General Information.....	3
Process Awards.....	4
Screen Printed Awards.....	5
Custom Process & Screened Awards.....	6
Certificate Holders.....	7
Standard Shapes.....	8-18
Shapes with Bases.....	19
Maps/Sports Balls.....	20
Custom Awards.....	21
Custom Special Shapes.....	22-23
Financial Awards.....	24
Machining and Special Cuts.....	25
Commemoratives.....	26
Oil / Energy.....	27
Spectek.....	28
Processes.....	29
Metal Casting.....	30
Accessories.....	31



# GENERAL INFORMATION

## Artwork:

**Art requirements:** Artwork should be provided as electronic art via email, cd or jump drive. To receive a detailed file format sheet, please contact your customer service representative. Art received incorrectly could cause delays or may accrue art charges assessed by the factory

**Art charges:** Min 45.00(T) and up may apply to develop or re-work inadequate art. Factory will evaluate art upon submission. Customer supplied sketches showing shape, placement of items, angles of embedment, colored bottoms/backgrounds/centers, double casts as well as other details required for your embedment are strongly advised.

**Art on file:** Artwork is kept on file for six months unless prior arrangements are made.

**Changes of Copy within Order:** Due to spoilage factors, when changes of copy occur within an order, combined quantity pricing is not possible and costs are incurred for the quantity within each copy change.

## Credit Policy:

**First order:** Please provide 3-5 credit references and one bank reference including email addresses and fax numbers

**Terms:** Net 15 days from invoice date.

**Past due policy:** Accounts with balances overdue 30 days will be shipped COD plus overdue balances.

**Confirmation of Approvals and Changes:** all approvals, orders and/or changes on orders must be confirmed in writing immediately. Factory cannot assume responsibility for verbal confirmation only

**Co-op Programs:** Due to the costs of set-up and acrylic production, combined quantity pricing of cooperative programs is not possible.

**Copyright Material:** All artwork and designs for reproduction are accepted only on the strict understanding that the customer has the legal right to use the material and will indemnify against any action arising out of alleged copyright infringement.

## Customer Supplied Items:

**Additional items:** At least 5% additional items should be supplied on custom embedments

**Embedment risk:** We cannot guarantee the results of items furnished for embedment. The embedding process can substantially alter the substance or product to be embedded or acrylic around it. While we attempt to identify and advise on embedment risk, we cannot guarantee results and will embed customer supplied items only at the customer's risk and expense. Check with factory before having items made for embedment.

**Liability:** Every reasonable effort is made to advise of embedment risk, but all customer supplied items are embedded only at customer risk and expense. In some cases, written confirmation of risk assumption may be required.

**Valuable Items:** Reasonable care is taken in handling these items but no liability can be borne by factory for loss of alteration of items.

**Quotes:** Factory quotes are valid for 60 days.

**Repeat Orders:** Reference previous Century order number(s), invoice number, your PO number and date of original order. When available, extra printed material is kept on file for 60 days. Reorders will require new setups after 60 days unless prior arrangements are made.

**Returns:** Factory must be notified of defective merchandise within 30 days of shipment. No merchandise can be returned without prior written permission by the factory.

**Rush Charges:** May be incurred in extenuating circumstances. These charges will be quoted on a case-by-case basis.

## Samples:

**Random:** Supplied on request from available stock. Customer pays freight only. Unusual samples, may require nominal costs advised upon request.

**Over-runs and rejects:** Available only at the time order is shipped. Requested "over-runs" billed at order unit cost. Seconds, when available, billed for freight only.

## Shipping:

**Method:** Please provide shipping method and street address (not PO boxes).

**Packaging:** Each standard shaped Lucite embedment product comes poly-bagged and gift boxed in a deluxe black 2-piece gift box. Four 3-M bump-on plastic feet and cleaning instructions included. Larger or unusual shaped items may require bulk pack. Factory cannot guarantee same size gift boxes on reorders due to variances in gift box supply and custom product. Acrylic line plex acrylic items are poly-bagged and bulk packed. Gift boxes for these items, when available, can be purchased. Factory quote required.

**Charges:** Air freight and motor freight will be shipped collect unless specified in writing at the time an order is placed.

**Due to the custom nature of our product line, packing variances and weight variances do not allow for freight estimates.**

**Handling Charges:** On prepaid shipping, an additional 20% is added to shipping charges. All orders are shipped F.O.B Kansas factory.

**Mailers:** Supplied on request. Factory quote required.

**Drop shipping:** Orders requiring drop shipment incur a handling charge of \$6.00(T) for each address. Freight and mailer costs are not included.

**International shipping:** Factory not responsible for product delivered "on time" if they have been shipped as required.

**Variations in Size:** Acrylic embedments are hand-made and will vary in size.



# ACRYLIC LINE



Curved Process Plaques 25 50 100 250 500<sup>(5P)</sup>

1/4" thick material

3" w x 4" t (Imprint 3" w x 3" t)

4" w x 6" t (Imprint 4" w x 5" t)

5" w x 6" t (Imprint 5" w x 5" t)

5" w x 8" t (Imprint 5" w x 7" t)

6" w x 7" t (Imprint 6" w x 6" t)

6" w x 9" t (Imprint 6" w x 8" t)

8" w x 11" t (Imprint 8" w x 10" t)

8 1/2" w x 12" t (Imprint 8 1/2" w x 11" t)



Process Plaques 25 50 100 250 500<sup>(5P)</sup>

1/8" thick material

5" x 7" clear (Imprint 4 3/4" x 6 3/4")

5" x 7" colored (Imprint 4 3/4" x 6 3/4")

6" x 8" clear (Imprint 5 3/4" x 7 3/4")

6" x 8" colored (Imprint 5 3/4" x 7 3/4")

8" x 10" clear (Imprint 7 3/4" x 9 3/4")

8" x 10" colored (Imprint 7 3/4" x 9 3/4")



Process Blocks 25 50 100 250 500<sup>(5P)</sup>

3/4" thick material

3" x 3" (Imprint 2 3/4" x 2 3/4")

3" x 5" (Imprint 2 3/4" x 4 3/4")

4" x 4" (Imprint 3 3/4" x 3 3/4")

4" x 5" (Imprint 3 3/4" x 4 3/4")

5" x 5" (Imprint 4 3/4" x 4 3/4")

5" x 6" (Imprint 4 3/4" x 5 3/4")

6" x 6" (Imprint 5 3/4" x 5 3/4")

6" x 8" (Imprint 5 3/4" x 7 3/4")



2-Panel Process Plaques 25 50 100 250 500<sup>(5P)</sup>

1/8" thick material

9" w x 7 1/2" t (Imprint 5 1/2" x 7" ea. panel)

8 1/2" x 6 1/4" (Imprint 5" x 5 3/4" ea. panel)

Process Easels 25 50 100 250 500<sup>(5P)</sup>

1/8" thick material

4" x 5" clear (Imprint 3 3/4" x 4 3/4")

4" x 5" colored (Imprint 3 3/4" x 4 3/4")

5" x 7" clear (Imprint 4 3/4" x 6 3/4")

5" x 7" colored (Imprint 4 3/4" x 6 3/4")

6" x 8" clear (Imprint 5 3/4" x 7 3/4")

6" x 8" colored (Imprint 5 3/4" x 7 3/4")

8" x 10" clear (Imprint 7 3/4" x 9 3/4")

8" x 10" colored (Imprint 7 3/4" x 9 3/4")



# ACRYLIC LINE



Curved Acrylic Awards

25 50 100 250 (5P) 500

1/4" thick material

5" x 7" clear (Imprint 4 3/4" x 6 3/4")

5" x 7" colored (Imprint 4 3/4" x 6 3/4")

6" x 8" clear (Imprint 5 3/4" x 7 3/4")

6" x 8" colored (Imprint 5 3/4" x 7 3/4")

8" x 10" clear (Imprint 7 3/4" x 9 3/4")

8" x 10" colored (Imprint 7 3/4" x 9 3/4")



Screened Plaques

25 50 100 250 (5P) 500

1/8" thick material

5" x 7" clear (Imprint 4 3/4" x 6 3/4")

5" x 7" colored (Imprint 4 3/4" x 6 3/4")

6" x 8" clear (Imprint 5 3/4" x 7 3/4")

6" x 8" colored (Imprint 5 3/4" x 7 3/4")

8" x 10" clear (Imprint 7 3/4" x 9 3/4")

8" x 10" colored (Imprint 7 3/4" x 9 3/4")



Screened Blocks

25 50 100 250 (5P) 500

1/4" thick material on 1/4"t base

3" x 5" (Imprint 2 3/4" x 4 3/4")

4" x 5" (Imprint 3 3/4" x 4 3/4")

4" x 6" (Imprint 4 3/4" x 5 3/4")

5" x 6" (Imprint 4 3/4" x 5 3/4")

5" x 7" (Imprint 5 3/4" x 6 3/4")

6" x 8" (Imprint 5 3/4" x 7 3/4")

3/4" thick material-no base

3" x 5" (Imprint 2 3/4" x 4 3/4")

4" x 5" (Imprint 3 3/4" x 4 3/4")

4" x 6" (Imprint 4 3/4" x 5 3/4")

5" x 6" (Imprint 4 3/4" x 5 3/4")

5" x 7" (Imprint 5 3/4" x 6 3/4")

6" x 8" (Imprint 5 3/4" x 7 3/4")



Screened Easels

25 50 100 250 (5P) 500

1/8" thick material

4" x 5" clear (Imprint 3 3/4" x 4 3/4")

4" x 5" colored (Imprint 4 3/4" x 6 3/4")

5" x 7" clear (Imprint 4 3/4" x 6 3/4")

5" x 7" colored (Imprint 4 3/4" x 6 3/4")

6" x 8" clear (Imprint 5 3/4" x 7 3/4")

6" x 8" colored (Imprint 5 3/4" x 7 3/4")

8" x 10" clear (Imprint 7 3/4" x 9 3/4")

8" x 10" colored (Imprint 7 3/4" x 9 3/4")



# ACRYLIC LINE



Curved Acrylic Frame Plaques 6 25 50 100 250 (5T)  
 1/4" material  
 5" x 7" (pocket size)  
 8 1/2" (pocket size)



Flat Acrylic Frame Plaques 6 25 50 100 250 (5T)  
 1/8" material  
 5" x 7" (insert size)  
 8" x 10" (insert size)  
 8 1/2" x 11" (insert size)




## Custom Acrylic Line

Whether you have a logo or a theme shape, customize your acrylic line project with our state of the art laser cutting process. Contact your factory representative for custom pricing





# ACRYLIC LINE



Screw Assembly



Post & Screw Assembly



Magnet Assembly



Pin Assembly

## Certificate holders

Entrap supplied flat items between sheets of clear acrylic.

Standard certificate holders include either silver screws, magnet or metal post screw.

Custom sizes available or custom 3-piece cut-out or 2 piece machined "shadow box" style available for entrapping custom unembedable items. Factory quote required.

3" x 4" x (3/8" front, 3/8" back)  
 3" x 5" x (3/8" front, 3/8" back)  
 4" x 5" x (3/8" front, 3/8" back)  
 4" x 6" x (3/8" front, 3/8" back)  
 3 3/4" x 7" x (3/8" front, 3/8" back)  
 5" x 6" x (3/8" front, 3/8" back)  
 5" x 7" x (3/8" front, 3/8" back)  
 5" x 8" x (3/8" front, 3/8" back)  
 6" x 7" x (3/8" front, 3/8" back)  
 6" x 8" x (3/8" front, 3/8" back)

25 50 100 250 500 (5P)





# LUCITE LINE



Apple  
Flat w/ stem 5" x 4" x 7/8"  
3 1/2" free standing 3-D  
4" free standing 3-D  
5" free standing 3-D

6 25 50 100 250 (5P)



Ball  
3"  
3 1/2"  
4"  
5"

6 25 50 100 250 (5P)



Block  
2 1/8" x 2 1/8" x 2 5/8"  
2" x 2" x 3"  
2" x 2" x 4"  
2 1/2" x 2 1/2" x 3"  
5" x 3" x 1 1/2"  
4" x 3" x 2"  
2 3/4" x 2 3/4" x 3 1/2"  
4" x 3" x 2 1/2"  
3" x 3" x 4"  
5" x 3" x 2 1/2"  
5" x 4" x 3"  
6" x 4" x 3"  
6" x 4" x 3 1/2"  
4" x 4" x 5 1/2"

6 25 50 100 250 (5P)



Book  
Open 6 1/2" x 5" x 1 1/2"  
Slim 4" x 4 3/4" x 1"  
Slim 4 1/2" x 5 1/2" x 1"  
Thick 3 1/4" x 3" x 2 1/8"

6 25 50 100 250 (5P)



# LUCITE LINE



Stock Car (5P)  
Small 6" X 2 3/8" X 1 5/8"  
Large 7 1/2" x 1 7/8" x 3"

6 25 50 100 250



Indy Car (5P)  
Small 3" x 5 1/2" x 1 1/2"  
Large 3 7/8" x 7 3/4" x 1 1/2"

6 25 50 100 250



Cloud: (5P)  
#1: 6 7/8" x 6 1/4" x 1 1/8"  
#2: 4" x 5 3/4" x 7/8"  
#3: 8" x 4 1/2" x 7/8"

6 25 50 100 250



Cloud: (5P)  
#4: 4 3/4" x 3" x 1 1/8"  
#5: 4 1/4" x 3" x 1 1/4"

6 25 50 100 250



Computer (5P)  
Sm. 2 1/2" x 2 3/4" x 2"  
Lg. 3" x 2 1/2" x 3 1/4"

6 25 50 100 250



Crown (5P)  
Sm. 4 3/4" x 2 1/2" x 7/8"  
Lg. 6 1/4" x 3 3/4" x 1 1/4"

6 25 50 100 250




# LUCITE LINE



(5P)

Cube 6 25 50 100 250  
2"  
2 1/2"  
3"  
3 1/2"  
4"  
5"




(5P)

12-Facet cube 6 25 50 100 250  
2 1/2"  
4"  
14 Facet or Round cube  
2"  
2 1/2"  
3"  
4"



(5P)

Cylinder 6 25 50 100 250  
2 1/2" d x 3 3/4" t  
3" d x 4 1/2" t  
4" d x 6" t



(5P)

Diamond 6 25 50 100 250  
2 1/2"  
3 1/2"  
4"  
4 1/2"  
5 1/2"



(5P)

Dome 6 25 50 100 250  
3"  
4"  
Egg  
small 2 1/2"  
medium 3"  
large 4"



(5P)

Easel 6 25 50 100 250  
3" x 4"  
4" x 4"  
5" x 7"



# LUCITE LINE



Emerald  
 $3\frac{1}{2}'' \times 3\frac{1}{2}'' \times 1\frac{1}{2}''$   
 4 x 4 1/2" diamond back  
 $3\frac{1}{2}'' \times 4\frac{1}{2}'' \times 1\frac{1}{2}''$   
 $4\frac{3}{4}'' \times 5\frac{3}{4}'' \times 2''$   
 $4\frac{3}{4}'' \times 5\frac{3}{4}''$  diamond back

(5P)  
 6 25 50 100 250



Fire Hat  $5\frac{1}{2}'' \times 4\frac{1}{2}'' \times 3''$   
 Flame  $6'' \times 3'' \times 7/8''$

(5P)  
 6 25 50 100 250



Clover  $3\frac{1}{2}'' \times 3\frac{1}{2}'' \times 7/8''$   
 Flask  $6\frac{1}{4}'' \times 6\frac{3}{4}'' \times 1\frac{1}{4}''$

(5P)  
 6 25 50 100 250



Film:  $7'' \times 5\frac{1}{4}'' \times 1''$   
 On  $7\frac{1}{2}'' \times 1\frac{1}{2}'' \times 7/8''$  base

(5P)  
 6 25 50 100 250



Hard Hat 3"  
 Hard Hat 4"

(5P)  
 6 25 50 100 250



# LUCITE LINE



(5P)

Hexagon/Pentagon/Octagon	6	25	50	100	250
3" x 7/8"					
4" x 7/8"					
4" x 1 1/2"					
5" x 7/8"					
3"t x 3"w					
6" x 7/8"					
3"t x 4"w					
7" x 7/8"					
4"t x 3"w					
8" x 7/8"					
4"t x 4"w					
5"t x 5"w					



(5P)

House	6	25	50	100	250
H1: 4" x 4" x 7/8" w/ chimney					
H1: 5" x 5" x 7/8" w/ chimney					
H1: 5 1/4" x 6" x 1" w/ chimney					
H2: 2 3/4" x 2 3/4" x 4"					
H3: 4" x 2 3/4" x 4"t					
H4: 2 3/4" x 2 3/4" x 4" w/ chimney					



(5P)

Iceberg Lg	6	25	50	100	250
6 1/4" x 6 1/2" x 2"					
Mountain					
3-D Sm. 6 1/2" x 5 1/4" x 2 1/2"					
3-D Med. 7 1/4" x 6 1/2" x 2 1/2"					
3-D Lg. 8 3/4" x 7 1/2" x 3"d					



# LUCITE LINE



Obelisk

1 5/8" x 1 5/8" x 6"t  
 2 1/4" x 2 1/4" x 4 1/2"  
 2 1/4" x 2 1/4" x 6 1/2"  
 2 1/4" x 2 1/4" x 8 3/4"  
 3 x 3 x 12 3/4"

6 25 50 100 250

(5P)



Oval (Flat)

3" x 4" x 7/8"  
 4" x 5" x 7/8"  
 5" x 6" x 7/8"

6 25 50 100 250

(5P)



#1

A: 2 7/8" x 4" t x 1 1/8"  
 B: 3 1/8" x 6 1/4" x 1"

6 25 50 100 250

(5P)



Oval (standing)

4" w x 3" t x 1 1/2" d  
 4 1/2" x 5 x 1 3/4" d  
 4" w x 5 3/4" t x 1 3/4" d  
 5" w x 6 1/2" t x 2" d

6 25 50 100 250

(5P)



# LUCITE LINE



Prism  
 3"t x 3"w  
 3 1/2"t x 3 1/2"w  
 4"t x 3"w  
 4"t x 5"w x 2"d open face  
 4"t x 3 3/4"w  
 4"t x 4"w  
 6 1/4"t x 5"w x 2 1/4"d open face  
 5"t x 4"w  
 5"t x 5"w  
 8"t x 3 1/2"w  
 6 1/2"t x 6"t x 2 1/2"d open face  
 10"t x 4"w

6 25 50 100 250

(5P)



Pyramid 3-sided  
 3" all sides  
 3 1/2" all sides  
 4 1/2" all sides  
 4" base x 7"t

6 25 50 100 250

(5P)



Pyramid 4-sided  
 2 5/8" x 2 5/8" x 3 1/2"t  
 3 1/4" x 3 1/4" x 4 1/2"t  
 4" x 4" x 5"t  
 6 1/4" x 6 1/4" x 6 1/2"t

6 25 50 100 250

(5P)



# LUCITE LINE



Rectangle 6 25 50 100 250 (5P)

2" x 3" x 7/8"  
 2" x 4" x 7/8"  
 2 3/4" x 4" x 7/8" business card  
 3" x 4" x 7/8"  
 3" x 5" x 7/8"  
 4" x 5" x 7/8"  
 4" x 6" x 7/8"  
 3 3/4" x 7" x 7/8" currency size  
 5" x 6" x 7/8"  
 5" x 7" x 7/8"  
 5" x 8" x 7/8"  
 6" x 7" x 7/8"  
 6" x 8" x 7/8"



Rectangle Angle Top 6 25 50 100 250 (5P)

3"w x 2 1/8"d x 8"t  
 4"w x 2 1/8"d x 10"t



Rectangle (concave face) 6 25 50 100 250 (5P)

4 1/2" x 7" x 1 1/2"  
 5" x 5" x 1 1/2"  
 6" x 4 3/4" x 1 1/2"  
 5 1/2" x 6" x 1 1/2"



Rectangle (curved) 6 25 50 100 250 (5P)

4" x 5" x 1"  
 5" x 6" x 1"  
 8 1/2" x 4" x 1"  
 9 1/4" x 6 3/4" x 1"



# LUCITE LINE



Round 6 25 50 100 250 (5P)

2 1/2" x 7/8"  
3" x 7/8"  
3 3/4" x 7/8"  
4" x 7/8"  
4" x 1 1/2"  
5" x 7/8"  
5" x 1 1/2"



Square 6 25 50 100 250 (5P)

2 1/2" x 7/8"  
3" x 7/8"  
3 1/2" x 7/8"  
4" x 7/8"  
4 1/2" x 7/8"  
5" x 7/8"  
5 1/2" x 7/8"  
6" x 7/8"  
6 1/2" x 7/8"  
7" x 7/8"  
7 1/2" x 7/8"  
8" x 7/8"



Shield 3 1/2" x 4" x 7/8" (5P)  
Shopping Bag 4 1/4" x 5 1/2" x 2 1/4" 6 25 50 100 250

Shield 3 1/2" x 4" x 7/8"  
Shopping Bag 4 1/4" x 5 1/2" x 2 1/4"



Star with tail 6 25 50 100 250 (5P)

Flat face 8 9/16" x 7 7/8" x 1 3/8"  
Flat face 6 7/8" x 6 3/8" x 1 3/8"  
Flat face 4 3/4" x 4 3/4" x 1 3/8"  
Facet face 4 1/2" x 6 3/8" x 1 1/2"



Star 6 25 50 100 250 (5P)

3 1/2" (flat or facet)  
4" (flat or facet)  
4 3/4" (flat or facet)  
6" flat  
6" slant  
8" flat  
8" slant



# LUCITE LINE



Trapezoid

5 3/8" x 1 3/8" x 5 1/2" t  
 5 3/8" x 1 3/8" d x 6 1/2" t  
 5 3/8" x 1 3/8" d x 7 1/2" t  
 7 3/4" w to 3 1/4" w x 3 3/4" t x 1 1/2" d  
 8" w to 3 1/2" w x 5" t x 2 1/2" d  
 9 1/4" w to 3 1/2" w X 5" t x 2 1/2" d

(5P)  
 6 25 50 100 250



Triangle

3 3/8" x 7/8"  
 4" x 1"  
 5" x 1"  
 6" x 1"

(5P)  
 6 25 50 100 250



Truck

5 3/8" x 2 3/4" x 1"  
 8" x 3" x 2"  
 10" x 3 1/2" x 2"

(5P)  
 6 25 50 100 250

Van: 7" x 3 3/4" x 7/8"

(5P)  
 6 25 50 100 250



# LUCITE LINE



(5P)

## Wedge

2" x 3" x 1 1/8" x 5/8"  
 2" x 4" x 1 1/8" x 5/8"  
 3" x 3" x 1 1/4" x 7/8"  
 3" x 4" x 1 1/4" x 7/8"  
 3" x 5" x 1 1/2" x 7/8"  
 4" x 4" x 1 1/2" x 7/8"  
 4" x 5" x 1 1/2" x 7/8"  
 4" x 6" x 1 1/2" x 7/8"  
 5" x 5" x 1 1/2" x 7/8"  
 5" x 6" x 1 1/2" x 7/8"  
 5" x 7" x 1 1/2" x 7/8"  
 6" x 6" x 1 1/2" x 7/8"  
 6" x 7" x 1 1/2" x 7/8"  
 6" x 8" x 1 1/2" x 7/8"

6 25 50 100 250



(5P)

## Wedge-Cut Top

Sm: 2 1/2" to 3 3/4", x 6 1/2" to 5 1/2"  
 Med: 2 1/2" to 4 x 7 1/2" to 6 1/2"  
 Lg: 3" to 5" x 9 1/2" x 8 1/4"

6 25 50 100 250



(5P)

## Wedge-Hexagonal face

Sm: 3 3/4", front 5 1/2", 3 1/4" d x 4" t  
 Med: 4", front 7", 4" d x 6" t  
 Lg: 6", front 10", 6" d x 8" t

6 25 50 100 250



(5P)

## Wedge-Prism

Sm: 3" x 3" x 5 1/2" t  
 Med: 4" x 4" x 7" t  
 Lg: 4 1/2" x 4 1/2" x 9" t

6 25 50 100 250

See page 29 for imprint costs.



# LUCITE LINE



(5P)

Capital Building: 4 1/4" x 5 1/2" x 2 1/4"  
Large Star: 8" x 3" x 3 1/2"  
Small Star: 5" x 5 1/2" x 7/8"

6 25 50 100 250



(5P)

Guitar: 11" x 7 1/2" x 1 7/8"  
Drop: 4 1/2" x 11 3/4" x 1 3/4"

6 25 50 100 250



(5P)

Oval: 8 7/8" x 4" x 7/8"  
Texas: w/ base 5" x 5 1/2" x 7/8"  
Texas: w/ base 6" x 6" x 1 1/4"  
Texas: w/ base 7" x 6" x 7/8"

6 25 50 100 250



(5P)

Flame: 4 3/8" x 10 1/4" x 1 1/2"  
Mountains  
Mini: 5" bottom x 4 1/2" t x 1"  
small: 6" bottom x 6" t x 1 1/2"  
Medium: 6" bottom x 8" t x 1 1/2"

6 25 50 100 250




(5P)

USA: w/ base 6 1/2" x 5" x 1"

6 25 50 100 250



# LUCITE LINE



Other states, countries and sizes available. Contact factory for more information.

State/Country Maps	6	25	50	100	250	(5P)
California: 3" x 7" x 7/8"						
Florida: 3 1/2" x 5 3/4" x 7/8"						
Kansas: 5" x 3" x 7/8"						
Minnesota 4" w x 4 1/2" x 7/8"						
New York: 6" x 7 1/2" x 1"						
Oklahoma 5 1/4" x 2 3/4" x 7/8"						

State/Country Maps	6	25	50	100	250	(5P)
Pennsylvania 7" x 4" x 7/8"						
Texas: 4 3/4" x 4 3/4" x 7/8"						
Texas 5" x 5 1/4" x 7/8"						
Washington 5 3/4" x 3 1/2" x 7/8"						
Australia 5" x 5 1/4" x 7/8"						
U.S.: 6 1/2" x 5" x 7/8"						



Golf, Basketball, Baseball/Softball, Soccer, and Football available.

Sports Balls:	6	25	50	100	250	(5P)
3"						
4"						
5"						



# LUCITE LINE



Commemorate achievements with a custom Lucite award. Colored bottoms, bases or cuts can be added to expand on standard shapes. Or a completely new award can be sculpted to fit a particular theme or idea. Contact your factory representative.



Items shown as examples only, some shapes, designs and logos may be proprietary: Factory Quote Required.



# LUCITE LINE



Items shown as examples only, some shapes designs and logos may be proprietary. Factory quote required.



# LUCITE LINE

Custom special shapes are the answer for creative recognition awards and gifts. Work closely with your factory representative to design combinations of custom shapes and multiple process and bring to life that special project or concept.



Items shown as examples only, some shapes designs and logos may be proprietary. Factory quote required.



# LUCITE LINE



Lucite continues to be the premier product for financial tombstones, awards, deal toys and executive gifts. From the standard to custom shapes and combinations of processes we have options for a variety of budgets and themes.



Items shown as examples only.



# LUCITE LINE


Impress your client with our custom cutting and machining processes. Custom cuts and facets add elegance to a standard block design. Many product replicas can come to life with our custom machining process.



Items shown as examples only.



# LUCITE LINE



Tapered rectangle  
4" w to 5" w x 7" t to 8" t x 7/8"  
Rectangle 7" x 2" x 7/8"  
Obelisk 2 1/4" sq x 8 3/4"

6 25 50 100 250



Rectangle 5" x 4" x 7/8"  
Rectangle 3" x 4" x 7/8"

6 25 50 100 250



Pyramid 3 1/4" sq x 4 1/2" t  
Obelisk 2 1/4" sq x 6 1/2" t  
with machined groove

6 25 50 100 250



Rectangle 3 3/4" x 2 3/4" x 7/8"  
Rectangle 5 1/2" x 4 1/4" x 7/8"

6 25 50 100 250



Wedge 3 1/2" x 4 1/2" x 1 1/2" x 7/8"  
Wedge 4 1/2" x 5 1/2" x 1 1/2" x 7/8"

6 25 50 100 250



3 1/4" x 3 1/4" x 5 1/4" can cube

6 25 50 100 250



# LUCITE LINE



Wedge with pump jack  
3" x 3" x 1 1/2" x 7/8"  
Wedge with oil derrick  
3" x 3" x 1 1/2" x 7/8"

6 25 50 100 250 (5P)



Flat oil drop 4" x 6" x 1 1/2"  
Taper Rectangle w/ wind turbine  
5" to 3" x 8" to 7" x 1"  
Rectangle with faucet 3" x 4" x 1"  
and small drop

6 25 50 100 250 (5P)



2 1/2" cube w/ small drop  
3" cube w/ large drop

6 25 50 100 250 (5P)



Half Oil Barrel flat front 4" x 6" x 1"  
Half Oil Barrel flat front 4" x 4 1/2" x 2"

6 25 50 100 250 (5P)



Oil Derrick 5 1/2" x 6 1/2" x 1 1/2"  
Pump Jack 6 1/2" x 5 1/2" x 1 1/2"

6 25 50 100 250 (5P)



Oil Barrel 2 1/2" dia x 3" tall  
Oil Barrel 3" dia x 4" tall  
Oil Barrel 4" dia x 6" tall

6 25 50 100 250 (5P)



# LUCITE LINE



Looking for for a custom award that uses recycle content?

Our SPECTEK material technology uses 20% recycle materials and can be custom molded and/or tinted for a custom colored background, bottom or base. Contact your customer service representative for more information.

Items shown as examples only. some shapes, designs and logos may be proprietary.  
Factory quote required.



# PROCESSES

## Screen Printing:

Screen set-up: PER COLOR

Screens kept for 60 days unless specific arrangements are made at time of order.

## Acetate Inserts/Surface Screening

1 Color

2 Color

3 Color

4 Color (spot)

5 Color and up requires factory quote.

1 100 250 500 1000 (6T)



*Due to circumstances beyond our control in the embedment process, color integrity of screen printed stock can be lost. We match colors as best we can, but no guarantee of exact PMS match can be made.*



## Electronic Prints (4 Color Process) Card, Acetate, or surface imprint.

10 25 50 100 250 500 (6T)

to 4 square inches

to 9 square inches


to 16 square inches

to 25 square inches

to 36 square inches

*Imprints larger than 36 square inches require factory quote.*

Electronic prints can be printed on the surface of flat acrylic parts up to 1¼" in depth, clear acetate, or on card stock. If printing requires addition of white as a flood behind art add to running charge. We Printing on brass or brushed aluminum plates



## Laser engraving


6 25 50 100 250 500 (6T)

Printed books (16pg) each

*Due to the nature of the embedment and electronic printing processes, we cannot guarantee color matches with this process. Files for electronic print should be vector .eps or 300 dpi image to size with all fonts converted to paths. Files that do not meet these requirements may be used after consulting with factory, however print quality cannot be guaranteed.*



# METAL CASTINGS



Metal castings are sold for embedment in Century Lucite products only.  
Other castings are available, contact factory for complete listing.

601	Eagle on rock, 3 1/2" w	1821	Road Grader, 3 1/2"
731	Claw hammer, 1 3/4"	1823	Dirt Loader, 1 1/2"
1189	I-Beam, 1"	1824	Caterpillar, 1 1/4"
1189a	I-Beam, 2 1/2"	1825	Fork Lift, 2 1/4"
1554	Eagle, 3 1/2" wide	1842	Star, 1 3/4"
1557	Apple w/ stem 3/4"	1863	Key, 1 1/4"
1558	Jalapeno, 2 1/4"	1865	Key 2 1/8"
1584	Eagle, 1 5/8"	1866	Faceted Star, 2 3/4"
1601	Light Bulb 1" t	1873	Key 3 1/8"
1631	Heart, 3/4"	1875	Shovel 5 3/4"
1632	Off Shore Rig 2 1/4"	1881	Shovel 2 3/4"
1633	Pump Jack, 1/2" w	1886	Scissors, 2 1/2"
1635	Oil Rig on stand, 2"	1891	Shovel 1 1/2"
1663	Hard Hat, 1 1/2"	1918	Cruise Ship, 3 3/4"
1697	Lightbulb, 3/4"	1921	Oil freighter, 4"
1708	Grocery Cart, 1 3/4"	1923	Container Ship 3"
1728	Plumb Bob, 2"	1991a	B-2 Stealth Bomber, 1 1/8" w
1760	Rock, 7/8"	1991b	A-10 Fighter. 1 1/8" w
1764	Quill, 4 1/2"	2003	Commuter Jet, 2"
1802	Fire Engine, 3 1/8"	2016	737-300 Plane, 2 1/4"
1807	Tank Truck, 2 3/4"	2022	Whistle, 2"
1820	Track Hoe, 1 1/2"	2023	Wind Turbine, 3" t






### Worlds

- 0.9" Blue glass marble with green continents
- 1.4" Blue glass marble with green continents
- 0.9" Blue glass marble with full color continents
- 1.4" Blue glass marble with full color continents

(T)



**Drops:** Small; Medium; Large  
**Vials (tubes)** Factory Quote Required.



**Bases (Lucite / Wood)** Factory quote required.

**Casting:** Embedding items on multiple levels, angles or multiple items may require additional placement costs.

**Backgrounds and Bottoms:** (Adds to Lucite cost)

Standard Colors: (approx. 1/8") add 15%; Standard colors (1/4" & Up) add 25%; Special Mix colors add 35%

**Centers:** Full center add 20%; floating center add 25%

**Double Casting:** Factory quote

**Tints:** Factory quote required for feasibility and cost.

*Color matches on orders and reorders can be attempted, but no guarantee can be made of exact match due to the embedment process.*

**Bills & Coins:** Face value plus 15%

Cut Corners, Beveled Edges, Round Corners: Factory quote

Holes Drilled - Factory quote

### Standard Plex Colors:

- 1 Golf Green
- 2 Dark Green
- 3 Maroon
- 4 Yellow
- 5 White
- 6 Brown
- 7 Navy Blue
- 8 Royal Blue
- 9 Black
- 10 Gray
- 11 Red
- 12 Orange
- 13 Translucent Red
- 14 Translucent Green
- 15 Translucent Water Blue
- 16 Translucent Dark Blue
- 17 Translucent Smoke







PPAI 111627

UPIC CENT0005

SAGE 50650